

TOSHIBA

Toshiba Portable Media Player gigabeat® U Series Start Up Guide



Be sure to carefully read the Safety Instructions section of this guide before using your Toshiba Portable Media Player to ensure correct use of the gigabeat.

▲ WARNING

Handling the cord on this product will expose you to lead, a chemical known to the State of California to cause birth defects or other reproductive harm. ***Wash hands after handling.***

FCC information

FCC notice “Declaration of Conformity Information”

This equipment has been tested and found to comply with the limits for a Class B digital device, pursuant to Part 15 of the FCC rules. These limits are designed to provide reasonable protection against harmful interference in a residential installation. This equipment generates, uses and can radiate radio frequency energy and, if not installed and used in accordance with the instructions, it may cause harmful interference to radio communications. However, there is no guarantee that interference will not occur in a particular installation. If this equipment does cause harmful interference to radio or television reception, which can be determined by turning the equipment off and on, the user is encouraged to try to correct the interference by one or more of the following measures:

- ❖ Reorient or relocate the receiving antenna.
- ❖ Increase the separation between the equipment and receiver.
- ❖ Connect the equipment into an outlet on a circuit different from that to which the receiver is connected.
- ❖ Consult the dealer or an experienced radio/TV technician for help.

▲ WARNING

Only peripherals complying with the FCC rules class B limits may be attached to this equipment. Operation with non-compliant peripherals or peripherals not recommended by TOSHIBA is likely to result in interference to radio and TV reception. Shielded cables must be used between the external devices and USB connector. Changes or modifications made to this equipment, not expressly approved by TOSHIBA or parties authorized by TOSHIBA could void the user's authority to operate the equipment.

FCC conditions

This device complies with Part 15 of the FCC Rules. Operation is subject to the following two conditions:

1. This device may not cause harmful interference.
2. This device must accept any interference received, including interference that may cause undesired operation.

Contact

Address: TOSHIBA America Information Systems, Inc.
9740 Irvine Boulevard
Irvine, California 92618-1697

Telephone: 1-800-457-7777

Industry Canada Requirement

This Class B digital apparatus complies with Canadian ICES-003.

Cet appareil numérique de la classe B est conforme à la norme NMB-003 du Canada.

Trademarks

gigabeat is a registered trademark of Toshiba Corporation.

Microsoft, Windows, the Windows logo, Windows Vista, the Windows Vista logo, Windows Media, and the Windows Media logo are registered trademarks or trademarks of Microsoft Corporation of the United States in the United States and/or other countries.

The product names referred to in this manual may be registered trademarks or trademarks of their respective companies.

Environmental

Please be kind to our shared environment. Check with your local Government authority for details regarding where to recycle old batteries or how to dispose of them properly. If you cannot find the information you need elsewhere, call Toshiba at: (800) 457-7777.

Copyright

This guide is copyrighted by TOSHIBA CORPORATION and/or Toshiba America Information Systems, Inc. with all rights reserved. Under the copyright laws this guide cannot be reproduced in any form without the prior written permission of Toshiba. No patent liability is assumed, however, with respect to the use of the information contained herein.

©TOSHIBA CORPORATION 2007. All rights reserved.

©Toshiba America Information Systems, Inc. 2007. All rights reserved.

- ❖ This product is not made or sold for unauthorized use of copyrighted works and is only intended for storage and playback of authorized content and any other lawful use.
- ❖ Under the copyright laws, the data recorded by the user must be used strictly for noncommercial use and may not be used for other purposes without prior permission of the copyright holders.
- ❖ The unauthorized recording, downloading, use, distribution, or revision of copyrighted content is prohibited under the Copyright Laws of the United States and other countries, and may subject you to civil and/or criminal liability.
- ❖ Please be advised that you must obtain permission from the applicable copyright owners to download copyrighted content, including music files, in any format, including the MP3 and WMA formats, prior to the downloading thereof.
- ❖ Toshiba has no right to grant and does not grant permission to download any copyrighted content.
- ❖ Tracks or other data that are damaged, deleted or erased due to a malfunction of this product or the computer may not be recovered.
- ❖ Tracks that are transferred to the gigabeat and also protected by Windows Media DRM cannot be copied on another gigabeat or other media.

Data

Toshiba cannot accept any responsibility for the damage, deletion, or erasure of audio tracks or other data due to a malfunction of this product or the computer.

Introduction

This is a quick reference guide for your new gigabeat® Portable Media Player. It contains information to help you start enjoying your new gigabeat. For more detailed instructions, please refer to the electronic User's Guide.

The "Safety Instructions" section of this guide contains important information and should be read thoroughly before using the gigabeat.

The "User's Guide in PDF format" can be downloaded from the Toshiba website at www.gigabeatsupport.toshiba.com. It contains detailed information for your gigabeat. If you are unable to download the User's Guide, call 1-877-250-8595 or 1-949-583-3212 for assistance.

This website also contains any upgrades of the application software which may become available to enhance use after the product has been shipped as well as information on purchasing gigabeat accessories.

Safety icons

This manual contains safety instructions that must be observed in order to avoid potential hazards that could result in personal injuries, damage to your equipment, or loss of data. These safety cautions have been classified according to the seriousness of the risk, and the icons highlight these instructions as follows:

▲ WARNING

Indicates a potentially hazardous situation which, if not avoided, could result in death or serious injury.

▲ CAUTION

Indicates a potentially hazardous situation which, if not avoided, may result in minor or moderate injury.

CAUTION

Indicates a potentially hazardous situation which, if not avoided, may result in property damage.

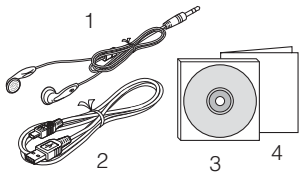
NOTE

Provides important information.

6

Check the components

The following components are included in the gigabeat package.



- 1 Earbuds
- 2 USB cable
- 3 Software CD-ROM
- 4 Start Up Guide (this manual)

About the Software and User's Guide

Under copyright law, the software provided on the CD-ROM and the User's Guide may not be reproduced, either entirely or in part, in any form, without the prior written permission of Toshiba.

The enclosed software and User's Guide may be used by the customer on a computer. Toshiba accepts no liability whatsoever for any harm or damage to the customer or to any third party arising from the use of the gigabeat with the enclosed software or User's Guide.

Subject to Change

All product specifications, configurations, prices, system component/options availability are all subject to change without notice. The gigabeat and computer screens contained in this Start Up Guide are provided for reference purposes only. Actual screens may differ from those shown here. Moreover, Toshiba accepts no responsibility for any errors contained in these descriptions.

Computer System Requirements¹

You will need a computer system that meets the requirements listed below.

Operating system	Microsoft® Windows Vista™ Microsoft® Windows® XP Home Edition, XP Professional or XP Media Center Edition (pre-installed as standard) (Windows® XP: Service Pack 2 recommended)
CPU	Windows Vista™: 800 MHz or better (1.5 GHz or better recommended) Windows® XP: 300 MHz or better (1.5 GHz or better recommended)
RAM	Windows Vista™: 512 MB or more (1 GB or more recommended) Windows® XP: 128 MB or more (512 MB or more recommended)
Hard disk space	200 MB or more
Interface	USB port (USB 2.0/1.1) ²
CD-ROM drive	Required for software installation
Software	Windows Media® Player 11 or Windows Media® Player 10

1. Operation is not guaranteed on all PCs.

2. To run USB 2.0, a USB 2.0 interface must be pre-installed on the computer or added as a system expansion. The gigabeat functions as a USB 1.1 device when connected to a USB 1.1 interface.

Installing Windows Media® Player

To transfer music files to the gigabeat, use Windows Media® Player 11 or 10. If Windows Media® Player 11 or 10 is not installed on your computer, follow these instructions to install it from the CD-ROM that shipped with your gigabeat.

- 1 Insert the CD-ROM into your computer.
- 2 Click **Install Windows Media Player 10/11**.
- 3 Follow the on screen instructions.

Windows Media® Player 11 or 10 will be installed depending on your PC's operating system. (If you are using Windows® XP SP2 or later, or Windows® XP Media Center Edition 2005 Rollup 2 or later, Windows Media® Player 11 will be installed. If your operating system is older than those, Windows Media® Player 10 will be installed.) If you already have Windows Media® Player 10 installed on your computer, follow the steps below to install the required patch (modification program).

Please note that when installing Windows Media® Player 10 from the supplied CD-ROM, the required patch (modification program) will be installed.

- 1 If you are using Windows Media® Player version 10.00.00.3802 or earlier, use “Windows® Update” on your computer to upgrade to the latest version of Windows Media® Player 10.
- 2 Download the Windows Media® 10-KB902344-x86-INTL.exe program from the Microsoft® website (<http://support.microsoft.com/kb/902344/en-us>) and run it to install the patch.
- 3 Download the Windows Media® 10-KB895316-x86-ENU.exe program from the Microsoft® website (<http://support.microsoft.com/kb/895316/en-us>) and run it to install the patch.

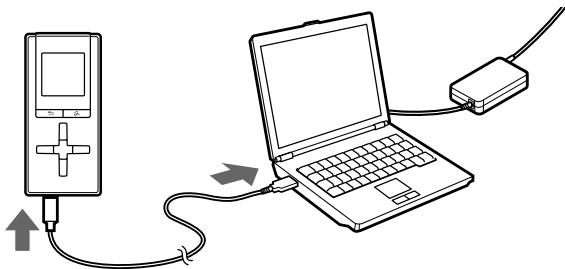
Charging/connecting to a computer

To charge the gigabeat, connect it to your computer via the USB port. If you have Windows Media® Player 11 or 10 installed on your computer, the gigabeat connects using a method called Media Transfer Protocol (MTP), which supports the Windows Media® DRM10 data transfer.

- 1 Check to see that the AC adapter is powering the computer.
- 2 Connect the gigabeat to your computer using the bundled USB cable.
- 3 Turn on the computer. You can also turn on the computer before connecting the gigabeat if you prefer.

NOTE

You can connect the gigabeat without turning it on.



(Sample Illustration) Connecting the gigabeat to the computer using the USB cable

When you connect the gigabeat to the computer, “USB Connected” and the charging status icon will appear on the gigabeat screen. The charging status icon will turn green when charging is completed.

NOTE

It takes approximately 2 hours to fully charge the gigabeat.

NOTE

The first time you establish the MTP connection, a screen appears in which you select the operation to be performed when the gigabeat is connected to the computer. Unless you want to transfer music right away, simply click **Cancel**. For information on transferring music, see “Transferring Music Files to the gigabeat” on page 12.

Charging through the USB connection is dependent on the performance of the computer’s USB bus power supply function. For this reason, some computers may not be able to charge the gigabeat. When you establish a USB connection with a computer that does not support charging, the connection may drop out quickly so that the computer’s USB functions are temporarily unavailable. If this happens, disconnect the gigabeat and restart the computer.

The internal battery should be charged within the temperature range for normal use (5°C to 35°C/41°F to 95°F). If the temperature is outside this range the gigabeat may not be charged properly. As the remaining battery power drops, the battery level display on the gigabeat screen changes. Recharge the gigabeat when the remaining battery power becomes low.

The gigabeat may take some time to connect to the computer if large amounts of data are stored on the gigabeat.

You cannot use the gigabeat when “USB Connected” is displayed.

Disconnecting the gigabeat from the computer

To disconnect the gigabeat from the computer:

- 1 Unplug the USB cable from the computer.

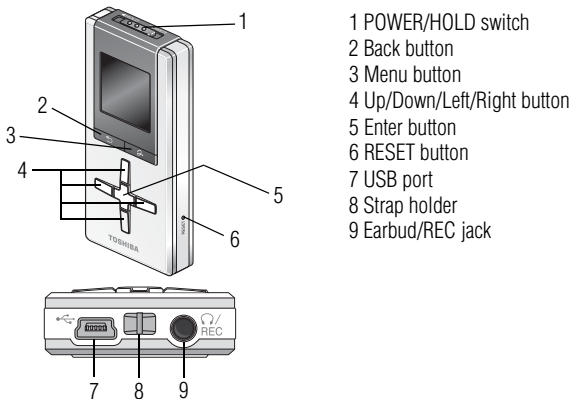
CAUTION

Do not disconnect the gigabeat from the computer if “Do not Disconnect” is displayed on the gigabeat screen.

Turning the gigabeat On and Off

To turn the gigabeat on:

- 1 Slide the POWER switch towards [POWER] and release.



(Sample Illustration) gigabeat buttons and ports

To turn the gigabeat off:

- 1 Slide the POWER switch towards [POWER] and hold it there for at least 1 second before releasing it.

NOTE

The gigabeat may take some time to start up if it contains a large amount of data.

Using Windows Media® Player

To find out more about downloading audio CD tracks to your computer, viewing photos, recording FM radio, recording music from other audio equipment, playing recorded tracks, creating playlists, playback mode, bookmarks, album artwork, settings and other features, see the gigabeat User's Guide at www.gigabeatsupport.toshiba.com.

Transferring Music Files to the gigabeat

The explanations provided in this guide are for Windows Media® Player 11. If you are using Windows Media® Player 10, refer to the User's Guide PDF file. For details, see your Windows Media® Player help file.

To transfer music files to the gigabeat:

- 1 Use the USB cable to connect the gigabeat to a computer with Windows Media® Player 11 or 10 installed.
A window opens in which you can choose the operation performed when the gigabeat is connected.
- 2 Select **Synchronize media files to this device using Windows Media Player**.
- 3 Click **OK**.

To automatically perform the same operation in the future, select the **Always perform the selected action** check box.

Windows Media® Player 11 starts up and the device settings window opens.



(Sample Image) Selecting Synchronize media files

4 Click **Next**.

The files to be added to the Windows Media® Player 11 library are retrieved from the computer.



(Sample Image) Clicking the Next button

- 5 When retrieval ends, click **Next**.
The **Name your device** window opens.
- 6 Click **Cancel**.

Select automatic synchronization by clicking **Finish**, or follow these steps to synchronize (transfer) the files manually. You can select automatic synchronization later by clicking the arrow at the bottom of the Sync tab in Windows Media® Player 11 and clicking **Set up Sync** for TOSHIBA gigabeat U.



(Sample Image) Clicking the Cancel button

- 7 Click the **Sync** tab in Windows Media® Player 11 and select the files you want to transfer (synchronize).
- 8 Click **Select a category**, and then select **Music**.
- 9 Right-click one of the selected files and then select **Add to Sync List** from the shortcut menu that appears. The file is added to the synchronization list on the right side of the window. You can also add files by dragging and dropping them into the synchronization list area on the right.

Select a category button Sync tab



(Sample Image) Add to Sync List

- Click **Start Sync** at the bottom right of the window.

Synchronization begins. For additional details, see the Windows Media® Player help file.



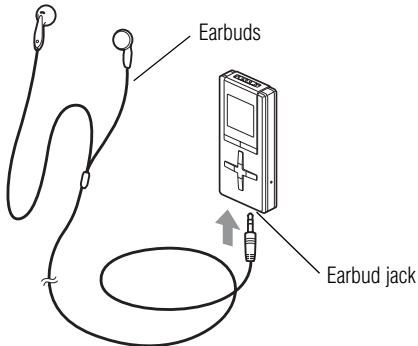
Start/stop sync button

(Sample Image) Clicking the Start Sync button

Selecting and Playing Tracks

You can use the track information for the music transferred to the gigabeat to select the desired tracks by “Artist” or “Album.” As an example, the following steps show how to select tracks from “Album”:

- 1 Plug the earbuds into the earbud jack and turn the gigabeat on.
The main menu displays.



(Sample Illustration) Plugging in the ear plugs

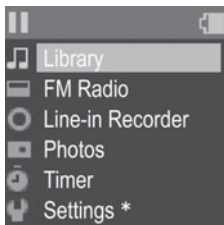
- 2 If the gigabeat is currently showing the playback screen, press the **Back** button. To go to the main menu from any other screen, hold down the **Back** button for at least 1 second.



Use the Up or Down buttons to select **Library**.



- 3 Press the Right or Enter button.
The Library menu screen is displayed.



(Sample Image) Selecting the Library

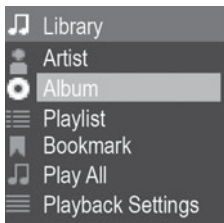


- 4 Use the Up or Down button to select **Album**.



- 5 Press the Right or Enter button.

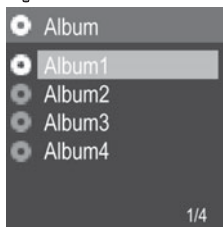
The Album list screen is displayed. If you select **Play All** rather than **Album** at this point, the gigabeat plays all the transferred tracks.



(Sample Image) Selecting Album



- 6 Use the Up or Down buttons to select the album you want to listen to.



(Sample Image) Selecting a particular Album

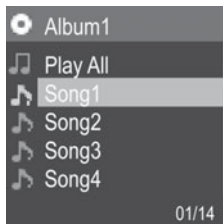


- 7 Press the Right or Enter button.

A list of the tracks on the selected album appears.



- 8 Use the Up or Down button to select the track you want to listen to.

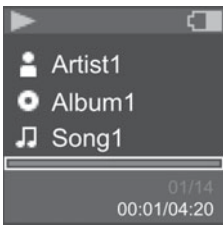


(Sample Image) Selecting a particular song

If you select **Play All** rather than a particular track at this point, the gigabeat plays all the songs on the selected album sequentially.



- 9 Press the Right or Enter button. The gigabeat plays the selected track.



(Sample Image) Playing selected track

Playback Controls

To adjust the volume

Press the Up or Down button.



To start/pause playback

Press the Enter button.

To skip to the start of the current track or of the previous or next track:

Press Left: Skips back to the start of the current track. If you press the Left button within 2 seconds of the track starting, the gigabeat skips back to the start of the previous track.

Press Right: Skips to the next track.

To Reverse /Fast forward

Hold down Left: Reverses

Hold down Right: Fast Forwards

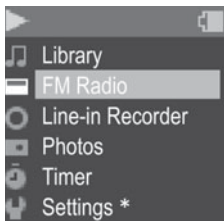
To go to the main menu screen

Press the Back button.

Listening to FM Radio

To listen to Auto Preset stations:

- 1 In the main menu select **FM Radio**.



(Sample Image) Selecting FM Radio



Press the Right or Enter Button.

- 2 Press the Menu button.

The Menu appears.



(Sample Image) The Menu

3 Select **Auto Preset**.



(Sample Image) Selecting Auto Preset



4 Press the Right or Enter button.

The gigabeat adds the receivable frequencies.



5 Press the Left or Right button to select the preset channel you want to listen to.



(Sample Image) Selecting preset mode screen

To tune the frequency manually:

1 Press the Enter button to change to Manual mode.



- 2 Press Left or Right to tune the gigabeat to the frequency of the station you want to listen to.

To record the FM radio station, see the User's Guide.

Master End User License Agreement

For gigabeat® Series

Toshiba America Information Systems, Inc. ("TAIS")

9740 Irvine Boulevard, Irvine, California 92618-1697, United States of America

IMPORTANT: THIS MASTER END USER LICENSE AGREEMENT ("EULA") IS A LEGAL AGREEMENT BETWEEN YOU AND TAIS. CAREFULLY READ THIS EULA. USE OF ANY SOFTWARE OR ANY RELATED DOCUMENTATION (COLLECTIVELY, "SOFTWARE") PREINSTALLED ON, OR SHIPPED WITH, A TAIS HARDWARE PRODUCT OR OTHERWISE MADE AVAILABLE TO YOU BY TAIS IN WHATEVER FORM OR MEDIA, WILL CONSTITUTE YOUR ACCEPTANCE OF THESE TERMS, UNLESS SEPARATE TERMS ARE PROVIDED BY THE SOFTWARE SUPPLIER. NOTWITHSTANDING ANYTHING TO THE CONTRARY IN THE SEPARATE TERMS PROVIDED BY THE SOFTWARE SUPPLIER, TAIS DOES NOT ACCEPT THE RETURN OF COMPONENT PARTS, OR BUNDLED SOFTWARE, WHICH HAVE BEEN REMOVED FROM THE TAIS HARDWARE PRODUCT. PRO-RATA REFUNDS ON INDIVIDUAL PC COMPONENTS, OR BUNDLED SOFTWARE, WILL NOT BE GRANTED. IF YOU DO NOT AGREE WITH THE TERMS OF THIS EULA, DO NOT INSTALL, COPY OR USE THE SOFTWARE. IF YOU WISH TO RETURN A COMPLETE HARDWARE PRODUCT SYSTEM, CONTACT THE TAIS DEALER WHERE YOU PURCHASED THE PRODUCT, AND COMPLY WITH THE DEALER'S STANDARD RETURN POLICIES AND PROCEDURES.

IMPORTANT NOTE: The Software may be used to reproduce materials. The Software is licensed to you only for reproduction of non-copyrighted materials, materials in which you own the copyright, or materials for which you have obtained permission to reproduce or are legally permitted to reproduce.

1. **License Grant.** The Software is licensed, not sold. TAIS grants to you a personal, non-transferable and non-exclusive right to use the copy of the Software provided

with this EULA. You agree you will not copy the Software except as necessary to use it on a single hardware product system at one location. You agree that you may not copy the written materials accompanying the Software. Modifying, translating, renting, copying, distributing, transferring or assigning all or part of the Software, or any rights granted hereunder, to any other persons and removing any proprietary notices, labels or marks from the Software is strictly prohibited. Furthermore, you hereby agree not to create derivative works based on the Software. You may permanently transfer all of your rights under this EULA, provided you retain no copies, you transfer all of the Software, and the recipient agrees to the terms of this EULA. If the Software is an upgrade, any transfer must include all prior versions of the Software.

2. **Copyright.** You acknowledge that no title to the intellectual property in the Software is transferred to you. You further acknowledge that title and full ownership rights to the Software will remain the exclusive property of TAIS and/or its suppliers, and you will not acquire any rights to the Software, except the license expressly set forth above. All copies of the Software will contain the same proprietary notices as contained in or on the Software.

3. **Reverse Engineering.** You agree that you will not attempt, and if you employ employees or engage contractors, you will use your best efforts to prevent your employees and contractors from attempting to reverse compile, reverse engineer, modify, translate or disassemble the Software in whole or in part. Any failure to comply with the above or any other terms and conditions contained herein will result in the automatic termination of this license and the reversion of the rights granted hereunder to TAIS.

4. **Disclaimer of Warranty.** THE SOFTWARE IS PROVIDED "AS IS" WITHOUT WARRANTY OF ANY KIND. TO THE MAXIMUM EXTENT PERMITTED BY APPLICABLE LAW, TAIS AND ITS SUPPLIERS DISCLAIM ALL WARRANTIES WITH REGARD TO THE SOFTWARE, EITHER EXPRESS OR IMPLIED, INCLUDING, BUT NOT LIMITED TO, THE WARRANTY OF NONINFRINGEMENT OF THIRD PARTY RIGHTS, AND THE IMPLIED WARRANTIES OF MERCHANTABILITY AND FITNESS FOR A PARTICULAR PURPOSE. THE ENTIRE RISK AS TO THE QUALITY AND PERFORMANCE OF THE SOFTWARE IS WITH YOU. NEITHER TAIS NOR ITS SUPPLIERS

WARRANT THAT THE FUNCTIONS CONTAINED IN THE SOFTWARE WILL MEET YOUR REQUIREMENTS OR THAT THE OPERATION OF THE SOFTWARE WILL BE UNINTERRUPTED OR ERROR-FREE.

5. Limitation of Liability. TAIS' ENTIRE LIABILITY AND YOUR SOLE AND EXCLUSIVE REMEDY UNDER THIS EULA SHALL NOT EXCEED U.S. \$10.00. TO THE MAXIMUM EXTENT PERMITTED BY APPLICABLE LAW, IN NO EVENT SHALL TAIS OR ITS SUPPLIERS BE LIABLE TO YOU FOR ANY CONSEQUENTIAL, SPECIAL, INCIDENTAL OR INDIRECT DAMAGES FOR PERSONAL INJURY, LOSS OF BUSINESS PROFITS, BUSINESS INTERRUPTION, LOSS OF BUSINESS INFORMATION/DATA, OR ANY OTHER PECUNIARY LOSS OF ANY KIND ARISING OUT OF THE USE OR INABILITY TO USE THE SOFTWARE, EVEN IF TAIS OR ITS SUPPLIER HAS BEEN ADVISED OF THE POSSIBILITY OF SUCH DAMAGES. IN NO EVENT SHALL TAIS OR ITS SUPPLIERS BE LIABLE FOR ANY CLAIM BY A THIRD PARTY.

6. State/Jurisdiction Laws. SOME STATES/JURISDICTIONS DO NOT ALLOW THE EXCLUSION OF IMPLIED WARRANTIES OR LIMITATIONS ON HOW LONG AN IMPLIED WARRANTY MAY LAST, OR THE EXCLUSION OR LIMITATION OF INCIDENTAL OR CONSEQUENTIAL DAMAGES, SO SUCH LIMITATIONS OR EXCLUSIONS MAY NOT APPLY TO YOU. THIS EULA GIVES YOU SPECIFIC RIGHTS, AND YOU MAY ALSO HAVE OTHER RIGHTS WHICH VARY FROM STATE/JURISDICTION TO STATE/JURISDICTION.

7. Export Laws. This EULA involves products and/or technical data that may be controlled under the United States Export Administration Regulations and may be subject to the approval of the United States Department of Commerce prior to export. Any export, directly or indirectly, in contravention of the United States Export Administration Regulations, or any other applicable law, regulation or order, is prohibited.

8. Governing Law. This EULA will be governed by the laws of the State of California, United States of America, excluding its conflict of law provisions.

9. United States Government Restricted Rights. The Software is provided with RESTRICTED RIGHTS. Use, duplication, or disclosure by the United States Government, its agencies and/or instrumentalities is subject to restrictions as set forth in subparagraph (c)(1)(ii) of The Rights in Technical Data and Computer Software

Clause at DFARS 252.227-7013 (October 1988) or subparagraphs (c)(1) and (2) of the Commercial Computer Software - Restricted Rights at 48 CFR 52.227-19, as applicable.

10. **Severability.** If any provision of this EULA shall be held to be invalid, illegal or unenforceable, the validity, legality and enforceability of the remaining provisions hereof shall not in any way be affected or impaired.

11. **No Waiver.** No waiver of any breach of any provision of this EULA shall constitute a waiver of any prior, concurrent or subsequent breach of the same or any other provisions hereof, and no waiver shall be effective unless made in writing and signed by an authorized representative of the waiving party.

12. **Relationship with Other Agreements.** The TOSHIBA Portable Media Player software, if applicable, uses built-in software components distributed as free software by third parties. Where separate terms and conditions are provided by such third party software suppliers, then, subject to the terms and conditions of this Agreement, those terms and conditions shall apply. To the extent that there is any inconsistency between the terms and conditions contained herein and the terms and conditions provided by such third party software suppliers, the terms and conditions of such third party software suppliers shall govern. For more information about specific usage terms applicable to such third party software components, please read the attached "License Information on the Software used in the TOSHIBA Portable Media Player".

One (1) Year Standard Limited Warranty

TOSHIBA

One (1) Year Standard Limited Warranty ("Limited Warranty") For Toshiba Portable Media Players Purchased Within the Fifty (50) United States and District of Columbia.

General Terms

This Limited Warranty applies to Toshiba branded Portable Media Players ("Product[s]") sold by Toshiba America Information Systems, Inc. ("Toshiba") or Toshiba's authorized dealers and retail locations to a customer within the fifty (50) United States and the District of Columbia, for such customer's own use and not for resale ("Customer"). This Limited Warranty commences on the date of purchase and

expires one (1) year after the date of purchase (“Limited Warranty Period”), and covers the Product for warranty service required within the country where the Product was originally purchased.

Toshiba warrants that the Product (1) is free from defects in materials and workmanship and (2) conforms to the factory specifications in effect at the time the Product was manufactured.

Toshiba will, in its sole discretion, restore the Product to working order in accordance with factory specifications in effect at the time the Product was manufactured or replace the Product with a product that is at least Product is warranted for thirty (30) days or the remainder of the Limited Warranty Period of the original Product, whichever is longer. Toshiba reserves the right to use reconditioned parts that are equivalent or superior to original factory specifications.

Toshiba may service Customer-replaceable parts, by shipment of new or remanufactured replacement parts to Customer on an exchange basis. Upon receipt by the Customer of the replacement part, the original part becomes the property of Toshiba, and shall be returned by Customer to Toshiba at Toshiba’s expense. Customer shall pay Toshiba the retail value of the replacement part if Toshiba does not receive the original part within ten (10) days after Customer’s receipt of the replacement part. Replacement parts are warranted to be free from defects in materials and workmanship for thirty (30) days or for the remainder of the Limited Warranty Period of the Product in which they are installed, whichever is longer. Parts or products replaced under this Limited Warranty shall become the property of Toshiba.

If Customer authorizes Toshiba to perform any services excluded under this Limited Warranty, Customer shall pay standard repair fees for such work.

Customer may assign the Limited Warranty to a subsequent purchaser or assignee of the Product by providing written notice to Toshiba at the following address: 9740 Irvine Blvd., Irvine, CA 92618, within thirty (30) days after the assignment. Any other purported transfer or assignment of this Limited Warranty is void.

The terms and conditions of this Limited Warranty constitute the complete and exclusive warranty agreement between Customer and Toshiba for the Product and supersede any prior agreements or representations made in any Toshiba sales document or advice that may be provided to Customer by any Toshiba representative

in connection with Customer's purchase of the Product. No change to the conditions of this Limited Warranty is valid unless it is made in writing and signed by an authorized Vice President of Toshiba.

Disclaimer and Limitation of Remedy

ALL OTHER EXPRESS AND IMPLIED WARRANTIES FOR THIS PRODUCT, INCLUDING THE IMPLIED WARRANTIES OF MERCHANTABILITY AND FITNESS FOR A PARTICULAR PURPOSE AND/OR NONINFRINGEMENT OF THIRD PARTY RIGHTS, ARE HEREBY DISCLAIMED. TOSHIBA EXPRESSLY DISCLAIMS ALL WARRANTIES NOT STATED IN THIS LIMITED WARRANTY. ANY IMPLIED WARRANTIES THAT MAY BE IMPOSED BY LAW ARE LIMITED IN DURATION TO THE TERM OF THIS EXPRESS LIMITED WARRANTY. SOME JURISDICTIONS DO NOT ALLOW THE EXCLUSION OF IMPLIED WARRANTIES OR LIMITATIONS ON HOW LONG AN IMPLIED WARRANTY LASTS, SO THE ABOVE EXCLUSIONS OR LIMITATIONS MAY NOT APPLY TO CUSTOMER. CUSTOMER MUST READ AND FOLLOW ALL SET-UP AND USAGE INSTRUCTIONS IN THE APPLICABLE USER GUIDES AND/OR MANUALS ENCLOSED. IF CUSTOMER FAILS TO DO SO, THIS PRODUCT MAY NOT FUNCTION PROPERLY AND MAY BE DAMAGED. CUSTOMER MAY LOSE DATA OR SUSTAIN PERSONAL INJURIES. TOSHIBA, ITS AFFILIATES AND SUPPLIERS DO NOT WARRANT THAT OPERATION OF THIS PRODUCT WILL BE UNINTERRUPTED OR ERROR FREE. IF THIS PRODUCT FAILS TO WORK AS WARRANTED ABOVE, CUSTOMER'S SOLE AND EXCLUSIVE REMEDY SHALL BE REPAIR OR REPLACEMENT. IN NO EVENT WILL TOSHIBA, ITS AFFILIATES OR SUPPLIERS BE LIABLE TO CUSTOMER OR ANY THIRD PARTY FOR ANY DAMAGES IN EXCESS OF THE PURCHASE PRICE OF THE PRODUCT. THIS LIMITATION APPLIES TO DAMAGES OF ANY KIND WHATSOEVER INCLUDING (1) DAMAGE TO, OR LOSS OR CORRUPTION OF, CUSTOMER'S RECORDS, PROGRAMS, DATA OR REMOVABLE STORAGE MEDIA, OR (2) ANY DIRECT OR INDIRECT DAMAGES, LOST PROFITS, LOST SAVINGS OR OTHER SPECIAL, INCIDENTAL, EXEMPLARY OR CONSEQUENTIAL DAMAGES, WHETHER FOR BREACH OF WARRANTY, CONTRACT, TORT OR OTHERWISE, OR WHETHER ARISING OUT OF THE USE OF OR INABILITY TO USE THE

PRODUCT AND/OR THE ENCLOSED USER GUIDES AND/OR MANUALS, EVEN IF TOSHIBA, OR AN AUTHORIZED TOSHIBA REPRESENTATIVE, ASP (AS DEFINED BELOW) OR DEALER HAS BEEN ADVISED OF THE POSSIBILITY OF SUCH DAMAGES OR OF ANY CLAIM BY ANY OTHER PARTY. SOME JURISDICTIONS DO NOT ALLOW THE EXCLUSION OR LIMITATION OF INCIDENTAL OR CONSEQUENTIAL DAMAGES FOR SOME PRODUCTS, SO THE EXCLUSIONS OR LIMITATIONS MAY NOT APPLY TO CUSTOMER. THIS LIMITED WARRANTY GIVES CUSTOMER SPECIFIC LEGAL RIGHTS, AND CUSTOMER MAY ALSO HAVE OTHER RIGHTS WHICH VARY FROM COUNTRY/STATE/JURISDICTION TO COUNTRY/ STATE/JURISDICTION.

Standard Limited Warranty

Binding Arbitration

Customer and Toshiba acknowledge and agree that any claim, dispute, or controversy (“Dispute”) between Customer and Toshiba arising from or relating to (i) this Limited Warranty, including the validity of this binding arbitration provision, or (ii) the use of the Product shall be resolved **EXCLUSIVELY AND FINALLY BY BINDING ARBITRATION ADMINISTERED BY THE NATIONAL ARBITRATION FORUM (“NAF”)** UNDER NAF’S CODE OF PROCEDURE THEN IN EFFECT. CUSTOMER UNDERSTANDS THAT, IN THE ABSENCE OF THIS PROVISION, CUSTOMER WOULD HAVE HAD A RIGHT TO LITIGATE DISPUTES THROUGH A COURT IN FRONT OF A JUDGE OR JURY, INCLUDING THE RIGHT TO LITIGATE CLAIMS ON A CLASS-WIDE OR CLASS-ACTION BASIS, AND THAT CUSTOMER HAS EXPRESSLY AND KNOWINGLY WAIVED THOSE RIGHTS AND AGREED TO RESOLVE ANY DISPUTES THROUGH BINDING ARBITRATION IN ACCORDANCE WITH THE PROVISIONS OF THIS PARAGRAPH.

NOTWITHSTANDING THE FOREGOING, SOME JURISDICTIONS DO NOT ALLOW A PRE-DISPUTE JURY TRIAL WAIVER OR A WAIVER OF THE RIGHT TO LITIGATE CLAIMS ON A CLASS-WIDE OR CLASS ACTION BASIS, SO THESE WAIVERS OR LIMITATIONS MAY NOT APPLY TO CUSTOMER.

Should either party bring a Dispute in a forum other than NAF, the arbitrator may award the other party its reasonable costs and expenses (including but not limited to attorneys' fees) incurred in enforcing compliance with this binding arbitration provision, including staying or dismissing such other proceeding. Information about the NAF is available on line at www.arb-forum.com, by phone at 1-800-474-2371 or by writing to P.O. Box 50191, Minneapolis, MN, 55405. For the purpose of this binding arbitration Paragraph, the term "Toshiba" means Toshiba America Information Systems, Inc., its parents, subsidiaries and affiliates, and each of their officers, directors, employees, agents, beneficiaries, assigns and suppliers; and the term "Customer" means Customer, or those in privity with Customer, such as Customer's family members, beneficiaries and/or assigns. If NAF should cease operations, Customer and Toshiba shall agree on another arbitration forum. The arbitration shall be held at a reasonable, mutually agreed upon location by submission of documents, by telephone, online or in person as selected by Customer. The arbitration will be conducted before a single arbitrator, and will be limited solely to the Dispute between Customer and Toshiba. The arbitration, or any portion of it, will not be consolidated with any other arbitration and will not be conducted on a class-wide or class action basis. If Customer prevails in the arbitration of any Dispute with Toshiba, Toshiba will reimburse Customer for any fees Customer actually paid to NAF in connection with the arbitration. Any decision or award of the arbitrator rendered in such arbitration proceeding shall be final and binding on each of the parties, and may be entered as a judgment in any court of competent jurisdiction. This binding arbitration provision shall be governed by the United States Federal Arbitration Act, 9 U.S.C. Section 1, *et seq.*

Protection of Stored Data

For Customer's important data, please make periodic back-up copies of all the data stored on the hard disk or other storage devices as a precaution against possible failures, alteration, or loss of the data. IF CUSTOMER'S DATA IS ALTERED OR LOST DUE TO ANY TROUBLE, FAILURE OR MALFUNCTION OF THE PRODUCT, HARD DISK DRIVE OR OTHER STORAGE DEVICES AND THE DATA CANNOT BE RECOVERED, TOSHIBA SHALL NOT BE LIABLE FOR ANY DAMAGE OR LOSS OF DATA, OR ANY OTHER DAMAGE RESULTING THEREFROM. WHEN COPYING OR TRANSFERRING CUSTOMER'S DATA,

PLEASE BE SURE TO CONFIRM WHETHER THE DATA HAS BEEN SUCCESSFULLY COPIED OR TRANSFERRED. TOSHIBA DISCLAIMS ANY LIABILITY FOR THE FAILURE TO COPY OR TRANSFER THE DATA CORRECTLY.

IF APPLICABLE, BEFORE RETURNING ANY PRODUCT FOR SERVICE, BE SURE TO BACK UP DATA AND REMOVE ANY CONFIDENTIAL, PROPRIETARY, OR PERSONAL INFORMATION. TOSHIBA IS NOT RESPONSIBLE FOR (1) DAMAGE TO OR LOSS OF ANY PROGRAMS, DATA, OR REMOVABLE STORAGE MEDIA, OR (2) THE RESTORATION OR REINSTALLATION OF ANY PROGRAMS OR DATA OTHER THAN SOFTWARE INSTALLED BY TOSHIBA WHEN THE PRODUCT WAS MANUFACTURED.

Critical Applications

This Product is not designed for any “critical applications.” “Critical applications” means life support systems, medical applications, connections to implanted medical devices, commercial transportation, nuclear facilities or systems or any other applications where product failure could lead to injury to persons or loss of life or catastrophic property damage. ACCORDINGLY, TOSHIBA DISCLAIMS ANY AND ALL LIABILITY ARISING OUT OF THE USE OF THE PRODUCT IN ANY CRITICAL APPLICATION. IF CUSTOMER USES THE PRODUCT IN A CRITICAL APPLICATION, CUSTOMER, AND NOT TOSHIBA, ASSUMES FULL RESPONSIBILITY FOR SUCH USE. FURTHER, TOSHIBA RESERVES THE RIGHT TO REFUSE TO SERVICE ANY PRODUCT USED IN A CRITICAL APPLICATION, AND DISCLAIMS ANY AND ALL LIABILITY ARISING OUT OF TOSHIBA’S SERVICE OR REFUSAL TO SERVICE THE PRODUCT.

Standard Limited Warranty Period and Warranty Requirements

The Limited Warranty Period for Customer’s Product begins on the date of original purchase by the customer (“Purchase Date”).

Customer’s dated sales or delivery receipt, showing the date of purchase of the Product, is Customer’s proof of the Purchase Date. Customer is required to provide proof of purchase as a condition of receiving warranty service.

What is Not Covered by This Limited Warranty?

- ❖ Service made necessary by accident, misuse, abuse, neglect, improper installation, or improper maintenance
- ❖ Replacement of missing parts, the provision of retrofits, or preventive maintenance
- ❖ Installation or removal of accessory retrofits, peripheral equipment of which the Product may be a part
- ❖ Replacement or fixes of software
- ❖ Repair or replacement of covers, plastics, or appearance parts such as interior or exterior finishes or trim
- ❖ Service made necessary by any external cause, including fire, theft, acts of God, alteration, problems arising from software or hardware not supplied by Toshiba, power failures, surges or shortages, lightning, or repairs by persons other than those authorized by Toshiba to service the Product
- ❖ Service on Product purchased outside the fifty (50) United States and the District of Columbia
- ❖ Service on third party products or service made necessary by use of incompatible third party products
- ❖ Service of Product on which the TOSHIBA label or logo, rating label or serial number have been defaced or removed
- ❖ On-site service and repair of the Product
- ❖ Damage caused by use of the Product outside the usage or storage parameters set forth in the Product User's Guide
- ❖ Modifications to the Product not approved in writing by Toshiba

Toshiba Software Which May Be Included with Product

Toshiba's sole obligations with respect to software, if any, distributed with the Product under the Toshiba brand name are set forth in the applicable end-user license agreement. Unless otherwise stated in writing, non-Toshiba software is provided on an "as is" basis by Toshiba. However, non-Toshiba manufacturers, suppliers or publishers may offer their own warranties.

Obtaining Warranty Service

In the country of original purchase, Customer may obtain warranty service on the Product by contacting Toshiba as listed below.

Contacting Toshiba

Online Support

Technical support is available electronically on Toshiba's web site at www.gigabeatsupport.toshiba.com. At this web site, Customer will find answers to many commonly asked technical questions plus many easily downloadable software drivers.

Ask IRIS® Online

Toshiba makes it even easier for customers to obtain technical support with immediate solutions from Ask IRIS® Online. Type in Customer's technical support question and IRIS (Instant Response Information Service) provides answers from an extensive technical database.

Telephone Support Center

Portable Media Players

- ❖ In the fifty (50) United States and District of Columbia, call 1-877-250-8595
- ❖ Outside the fifty (50) United States and District of Columbia, call 1-949-583-3212
- ❖ Telephone support is available 24 hours a day, 7 days a week.

Toshiba America Information Systems, Inc.

Digital Products Division

P.O. Box 19724, Irvine, California 92623-9724

www.gigabeatsupport.toshiba.com

Safety Instructions

▲ WARNING

- ❖ Should you notice any abnormality such as odor, smoke, or overheating, disconnect the USB cable and turn off the power.
 - ❖ If water or other foreign objects should enter the equipment, disconnect the USB cable and turn off the power.
 - ❖ If you have dropped the product or damaged the product case, disconnect the USB cable and turn off the power.
Continuing to use the product may result in fire, possibly resulting in serious injury.
-

▲ WARNING

- ❖ Do not disassemble, modify or repair the product.
 - ❖ Do not cause metals to contact the product or any inflammable objects to enter the product. Do not cause foreign objects to enter or drop into the holes in the terminals and other openings or gaps. Failure to follow these instructions may result in fire, possibly resulting in serious injury.
-

▲ WARNING

Using a gigabeat while operating a vehicle might impede your ability to drive safely. It might also be illegal in some jurisdictions to operate certain portable devices while driving. Please use due care and caution when using a gigabeat while driving.

Health Warnings

▲ WARNING

When using earbuds or earphones/headphones, be careful not to listen at high volumes. Also, avoid using the gigabeat continuously for extended periods. Continued exposure to sounds at high volumes can damage your hearing and/or cause other injury. Even listening for long periods at normal volumes can pose a risk to hearing loss. Take frequent ear breaks and keep current on medical research regarding portable music player induced hearing loss.

▲ WARNING

- Turn off the power and refrain from using the product on an airplane, in a hospital or other place where use of the product is prohibited. Using the product in these places may affect systems of operation, the functioning of medical equipment, resulting in an accident and possibly serious injury.
- ❖ Do not use the product in a bathroom or shower. Doing so may result in fire, possibly resulting in serious injury.
 - ❖ Do not operate the product while walking, jogging, or riding a motorcycle. You may fall or cause a traffic accident, possibly resulting in serious injury. You cannot hear sounds from the surrounding environment, which may lead to an unexpected accident, possibly resulting in serious injury.
-

▲ WARNING

Be careful not to let a small child play with the plastic bag used to wrap the product. The child may place the bag over his/her face or swallow it, which may result in choking or suffocation.

▲ WARNING

- ❖ Should you notice leaking fluid or odor from the product, immediately move it away from any source of fire. The fluid from the product is leaking from the built-in battery. In the event of battery leakage, the fluid may ignite and cause explosion, possibly resulting in serious injury.
- ❖ Do not subject the display surface to impact. Doing so may result in a damaged display, broken glass or leaking fluid possibly resulting in serious injury. If fluid should enter your eye or adhere to your body or clothes, immediately rinse it away with clean water. If fluid should come in contact with your eye, rinse with clear water and seek immediate medical advice from a doctor.
- ❖ Do not charge the built-in battery other than by the specified method. Doing so may result in fire or explosion, possibly resulting in serious injury.
- ❖ Do not charge or discharge the product near fire or under the hot sun. The built-in battery may leak, resulting in ignition or explosion, possibly resulting in serious injury.
- ❖ Do not place the product in a hot place. Placing the product under direct sunlight, in a closed car, or near a stove may result in heat generation or fire, possibly resulting in serious injury. The product may also break possibly resulting in serious injury.

▲ WARNING

- ❖ Do not use the product in a humid or steamy environment, nor use it in a place that is dusty or subject to lamp soot. Doing so may result in fire, possibly resulting in serious injury.
- ❖ Disconnect the USB cable before moving the product. Failure to do so may damage the cables, resulting in fire, possibly resulting in serious injury.

▲ WARNING

- ❖ While the gigabeat is turned on, do not place the product on, or cover it with, a cloth or cushion. The buildup of heat may cause the top panel to deform or result in fire possibly resulting in serious injury. Use the product in a well-ventilated place.
- ❖ Do not drop the product or subject it to strong impact. The product may be damaged, or fire may result, possibly resulting in serious injury.

Handling the product

CAUTION

- ❖ Do not subject the product to strong impact, as it may damage the product or destroy the recorded data or cause other failures and malfunctions.
 - ❖ Do not apply unnecessary force to the product's display surface, as it may damage the display.
 - ❖ Placing the product in a bag along with hard objects may damage the product.
 - ❖ Do not spray volatile or caustic chemicals on or around the product. Also, avoid keeping a rubber or PVC product in contact with the product for a long period. It may damage or discolor the exterior coating.
 - ❖ Do not forcibly press on the buttons on the front surface. A strong force will be exerted on the internal parts and may damage them, or cause malfunction and failure.
-

Location of use

NOTE

Using this product near a radio, television, cellular phone and so on, may cause radio interference. If interference should occur, move the product away from such appliances/devices.

Condensation

CAUTION

Never subject your gigabeat to sudden temperature variations. This may result in condensation, causing a system failure, malfunction or loss of data.


Cleaning the product

To clean the exterior of your gigabeat, wipe it gently with a soft cloth.

CAUTION

- ❖ Never use benzene or thinner, as it may cause discoloration or damage the finish.
 - ❖ Do not use a chemical cleaning cloth on your gigabeat.
-

Music CD's

Use a disc that has the CD standard mark  on the disc label surface. When discs that fall outside of the CD standard are used, stable playback and optimum sound quality cannot be guaranteed.

Online Resources

To stay current on the most recent software options for your gigabeat, be sure to regularly check the Toshiba web site at www.gigabeatsupport.toshiba.com.

Built-in battery

- ❖ The built-in battery will gradually discharge, even when the product is not being used. If the product is not used for a prolonged period, the built-in battery may discharge completely. If this should happen, recharge the battery before using the product.
- ❖ The recharging time will vary depending on the condition of the built-in battery, usage, ambient temperature, and other factors.
- ❖ The built-in battery is a consumable part. Repeated use will gradually decrease the operating time.

NOTE

TOSHIBA shall not be liable whatsoever for any corruption or loss of stored data due to the complete discharge of the built-in battery.

Precautions Concerning Data Deletion at the Time of Disposal or Transfer

- ❖ This gigabeat contains built-in flash memory. When disposing of or reselling the gigabeat, please delete all of the data on the flash memory. Otherwise, information on the hard disk may be viewed by a third party. For details on how to delete the data using the Format function, see the gigabeat User's Guide.

TOSHIBA

©Toshiba America Information Systems, Inc. 2007

©TOSHIBA CORPORATION 2007

GMA500485010 05/07

